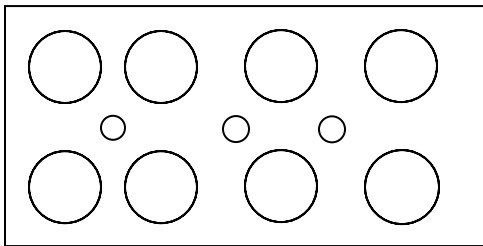
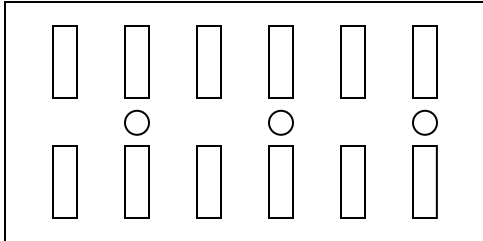


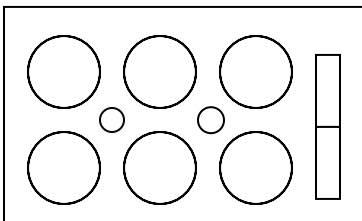
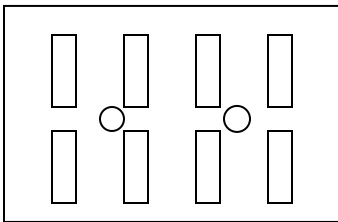
20x40 TENT

- ~(12) 8' Tables - seats 96 people
- ~(8) 5' Round tables - seats 64
- ~10 Rows of 11 - 110 people; gives guests 18" from edges of chair to knees - 3' aisle
- ~ Rental cost blue & white \$200 & white \$240



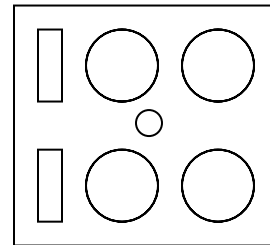
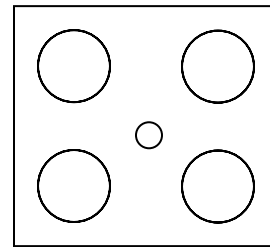
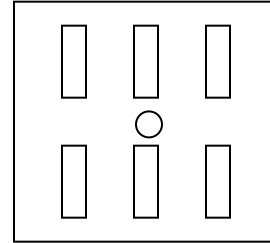
20X30 TENT

- ~(8) 8' Tables - seats 64
- ~(6) 5' Round tables - seats 48
- ~90 Basic seating
- ~ Rental cost blue & white \$150 & white \$200



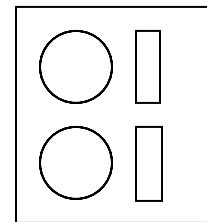
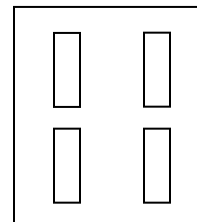
20x20 TENT

- ~(6) 8' Tables - seats 48
- ~(4) 5' Round tables - seats 32 - with 2 serving tables
- ~70 Basic seating
- ~ Rental cost blue & white \$125 & white \$175



15x15 TENT

- ~(4) 6' Tables - seats 24
- ~(2) 5' Round tables - seats 16 & (2) 6' serving tables
- ~ Rental cost POLE blue & white \$95 & white \$130
- ~ Rental cost FRAME blue & white \$125 & white \$160
- ~FRAME tents 15x15 & 10x10 can use sand bags instead of stakes



All pole tents have a pole at every corner and every 10' in-between along with at least one pole in the middle which is shown on the diagram. You always want to make sure you have an extra 5' on each side of a pole tent for the ropes to extend so if you are renting a 20x30 you want to make sure you have space for a 30x40.